
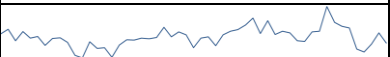
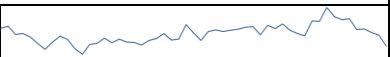
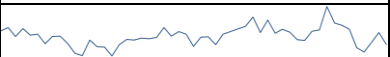
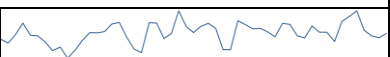
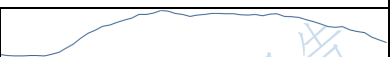




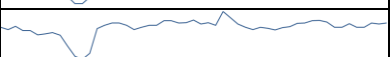
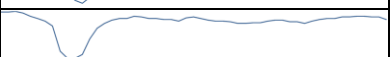
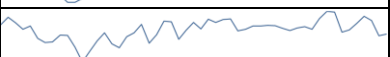
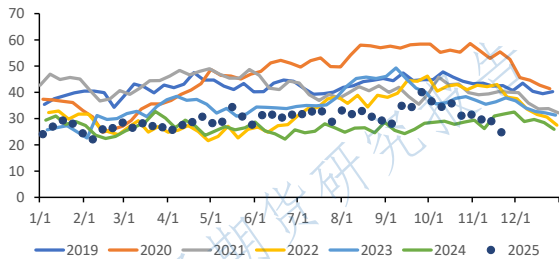
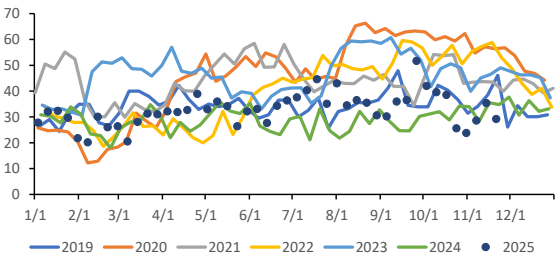


沥青产业链追踪数据

发布日期 2025年11月25日

指标	现值	前值	周环比	近一年走势
开工率 (%)	24.8	29	-4.20	
山东开工率 (%)	29.2	35.4	-6.20	
产量 (万吨)	44.1	51.4	-14.20%	
山东产量 (万吨)	14.5	18.3	-20.77%	
山东毛利 (元/吨) (上一周)	-570.9986	-612.84	41.84	
社会库存 (万吨)	29.9	32.3	-7.43%	
厂内库存 (万吨)	42	43.7	-3.89%	
库存存货比 (%)	14.5	14.5	0.00%	
稀释沥青港口库存 (万吨)	80	35	128.57%	
道路改性沥青开工率 (%)	34	34	0.00	
防水卷材开工率 (%)	34	33	1.00	
橡胶鞋材开工率 (%)	22.86	24.29	-1.43	
大样本销量 (%)	37.033	36.19	0.84	
沥青开工率 (%)		山东沥青开工率 (%)		
				
沥青产量 (万吨)		山东沥青产量 (万吨)		
