冠通期货 Guantong Futures

纯碱&玻璃产业链周度数据

研究咨询部
2024/8/23

	纯碱周度数据				玻璃周度数据			
		本期	前值	周变动		本期	前值	周变动
供给	开工率	82.64	81.61	1.03	开工率	81.589	82.154	-0.566
	产量	68.9	68.04	0.86	产线条数	245	246	-1
	重质产量	41.25	39.86	1.39	产量	117.8895	117.9595	-0.07
	轻质产量	27.65	28.18	-0.53				
库存	厂内库存	122.27	114.83	7.44	库存	6866.4	6743.04	123.36
	重质库存	59.9	55.13	4.77	库存可用天数	29.8	29.2	0.6
	轻质库存	62.37	59.7	2.67				
	库存可用天数	10.27	9.64	0.63				
利润	产销率	89.21	99.35	-10.14	天然气利润	-211.11	-209.69	-1.42
	氨碱法毛利	179.05	170.43	8.62	石油焦利润	142.46	152.46	-10
	联产法毛利	369.6	399.1	-29.5	煤制气利润	43.44	37.54	5.9
基差&价差	基差	225	133	92	基差	43	-24	67
	9-1价差	1565	1585	-20	9-1价差	-73	-44	-29
品种盘利	纯碱-玻璃09价差	304	336	-32	纯碱-玻璃01价差	376	300	76

供给

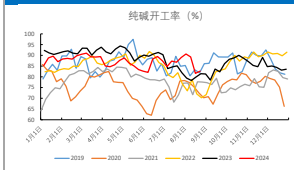

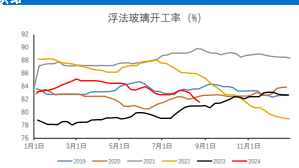

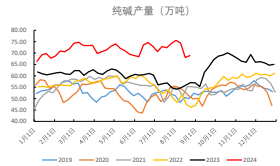

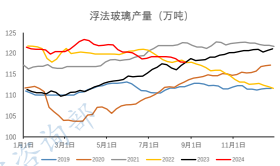

库存

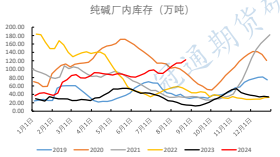

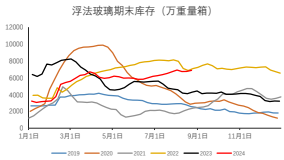

利润

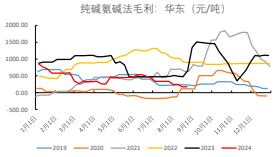

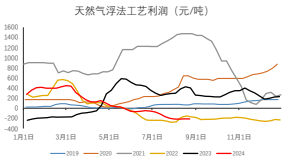

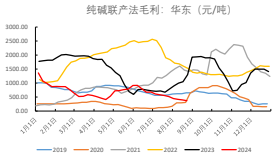

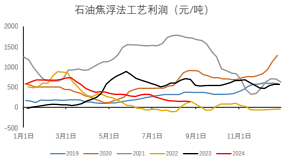

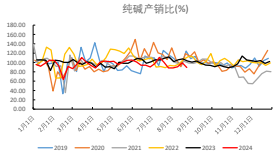

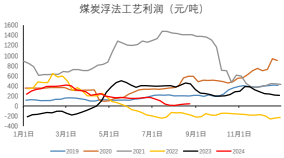

基差&价差

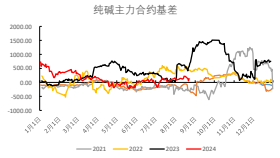

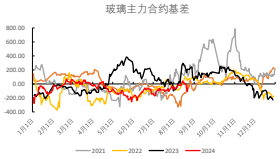

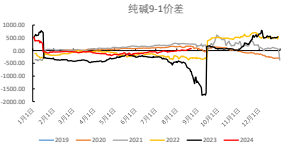

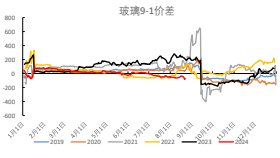

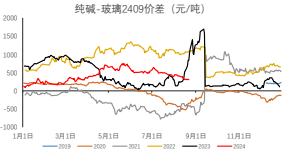

免责声明：
本报告中部信息均来源于公开资料，我公司对这些信息的准确性和完整性不作任何保证。报告中的内容和意见仅供参考，并不构成对所述品种买卖出价或咨询。我公司及其员对使用本报告及其内容所引发的任何直接或间接损失概不负责。本报告仅向特定客户传递，版权归冠通期货所有。未经我公司书面许可，任何机构和个人均不得以任何形式翻版、复制、引用或转载。如引用、转载、刊发，报告所出处为冠通期货咨询有限公司。

冠通期货 研究咨询部 王静
执业资格证书编号：F0235424/Z0000771
联系方式：010-85366518