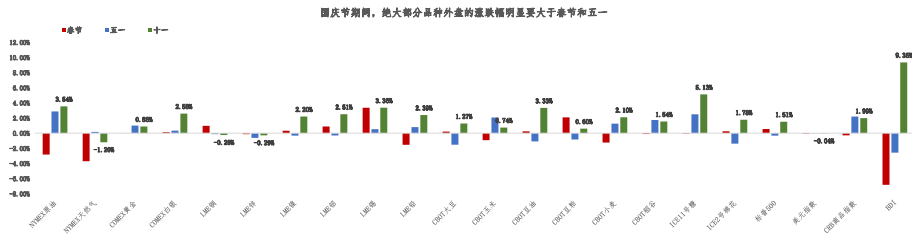
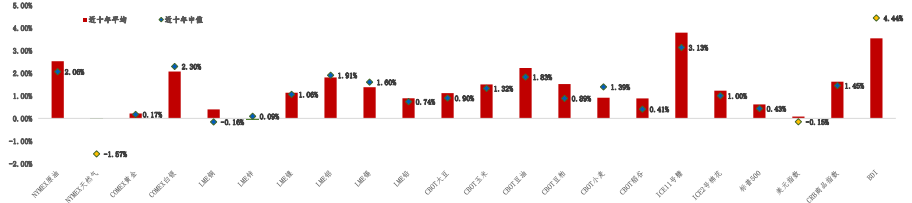


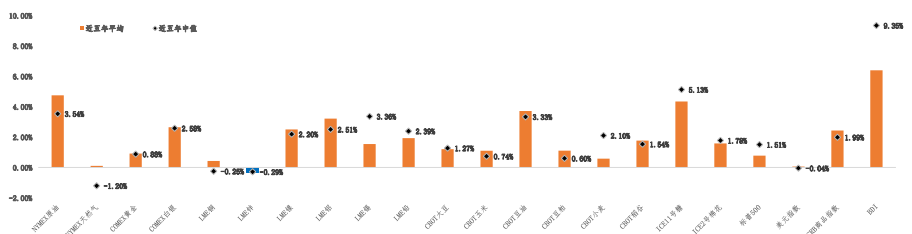
近五年春节、五一和国庆假期外盘涨跌幅中值对比



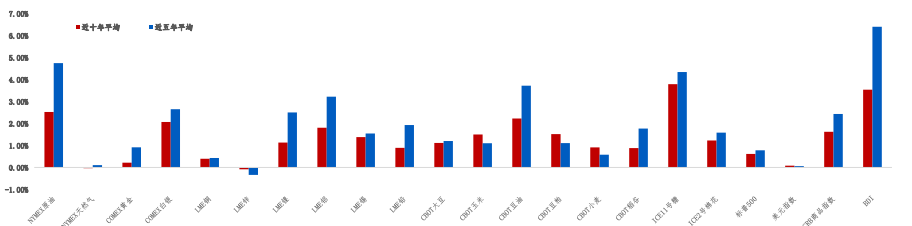
近十年，国庆假期期间外盘涨跌幅平均与中值



近五年，国庆假期期间外盘涨跌幅平均与中值



近一年与近五年，国庆假期期间外盘涨跌幅中值对比



名称	2013	2014	2016	2016	2017	2018	2019	2020	2021	2022	近十年平均	近十年中值	近五年平均	近五年中值	近五年涨跌幅	近五年中值
NYMEX原油	0.68%	-3.79%	6.16%	3.12%	-4.63%	1.01%	-2.66%	3.54%	4.97%	16.88%	2.62%	2.06%	4.75%	3.64%		
NYMEX天然气	2.30%	-5.43%	-1.94%	9.27%	-5.07%	5.03%	-1.20%	3.42%	-3.63%	-3.19%	-0.03%	-1.67%	0.10%	-1.20%		
COMEX黄金	-0.27%	-0.04%	2.74%	-4.56%	-0.28%	0.88%	1.39%	0.39%	-0.08%	2.01%	0.22%	0.17%	0.92%	0.88%		
COMEX白银	3.02%	1.30%	10.80%	-8.68%	1.02%	-0.07%	2.68%	2.70%	2.01%	6.02%	2.07%	2.30%	2.68%	2.68%		
LME铜	-0.76%	0.69%	1.10%	-1.79%	2.36%	-1.17%	-0.07%	-0.26%	4.00%	-0.97%	0.99%	-0.16%	0.43%	-0.26%		
LME铝	-2.03%	1.79%	0.47%	-2.00%	2.64%	0.87%	-3.07%	-0.79%	1.85%	-0.29%	-0.08%	0.00%	-0.34%	-0.26%		
LME镍	-0.07%	2.83%	-1.65%	-2.81%	0.52%	0.88%	3.45%	1.24%	2.20%	4.74%	1.13%	1.09%	2.60%	2.20%		
LME锡	0.47%	-0.92%	0.45%	0.06%	1.92%	2.51%	1.89%	2.04%	2.90%	6.75%	1.81%	1.91%	3.22%	2.51%		
LME铅	1.70%	1.51%	2.84%	0.66%	-0.66%	0.66%	3.36%	3.93%	5.75%	-5.99%	1.38%	1.60%	1.64%	3.36%		
LME锌	-1.89%	1.24%	0.24%	-2.16%	1.81%	-2.29%	2.39%	-1.89%	3.29%	8.15%	0.89%	0.74%	1.93%	2.39%		
CBOT大豆	1.07%	3.01%	-0.08%	0.42%	0.73%	2.82%	1.27%	2.76%	-0.82%	-0.02%	1.12%	1.20%	1.20%	1.27%		
CBOT玉米	1.81%	6.64%	1.61%	1.04%	-1.62%	3.15%	-0.06%	2.38%	-0.70%	0.74%	1.60%	1.32%	1.10%	0.74%		
CBOT小麦	-2.87%	2.03%	4.42%	-0.03%	0.12%	1.62%	3.33%	-0.63%	5.60%	8.66%	2.23%	1.83%	3.72%	3.33%		
CBOT豆粕	3.96%	5.10%	-0.74%	0.13%	1.17%	3.46%	0.60%	5.01%	-2.92%	-0.62%	1.62%	0.89%	1.11%	0.60%		
CBOT小麦	2.36%	5.96%	0.69%	-1.55%	-1.22%	2.45%	-1.16%	3.84%	2.10%	-4.33%	0.91%	0.68%	0.91%	2.10%		
CBOT棉花	-2.31%	-0.39%	1.21%	2.17%	-0.71%	10.47%	-2.90%	1.77%	1.64%	-1.98%	0.88%	0.41%	1.77%	1.64%		
IC11号糖	2.99%	3.28%	8.42%	2.54%	-1.06%	13.69%	-1.03%	5.13%	-1.98%	5.99%	3.79%	3.13%	4.34%	5.13%		
IC22号棉花	-3.61%	6.29%	3.16%	-1.70%	0.22%	-0.46%	1.78%	2.43%	5.66%	-1.50%	1.23%	1.00%	1.68%	1.78%		
标普500	-0.32%	-1.89%	3.96%	-0.67%	1.19%	-0.97%	-1.27%	2.49%	2.14%	1.61%	0.61%	0.43%	0.78%	1.61%		
美元指数	-0.37%	-0.29%	-0.71%	1.10%	0.78%	0.49%	-0.42%	-0.26%	-0.04%	0.54%	0.08%	-0.16%	0.06%	-0.04%		
CRB商品指数	0.68%	0.51%	3.01%	1.07%	-1.17%	1.99%	-0.48%	1.82%	2.37%	6.46%	1.62%	1.46%	2.43%	1.99%		
BDI	6.59%	-4.52%	-6.56%	5.26%	3.61%	-0.28%	-2.91%	14.20%	9.35%	11.61%	3.54%	4.44%	6.40%	9.35%		

注：1、假期以国家公报为准；2、涨跌幅=（假期首日收盘价-假期前一日收盘价）/（假期前一日收盘价）；3、数据来源于Wind，冠通期货研究咨询部统计整理。

免责声明：
本报告中的信息均来源于公开资料，我公司对这些信息的准确性和完整性不作任何保证。本报告中的内容和意见仅供参考，并不构成对任何证券买卖的出价或报价。我公司及其雇员对使用本报告及其中内容所引发的任何直接或间接损失概不负责。本报告仅供客户参考，版权归冠通期货所有。未经我公司许可，任何机构和个人不得以任何形式翻版、复制、引用或转载。如引用、转载、刊发，须注明出处为冠通期货股份有限公司。
冠通期货研究咨询部
联系电话：010-95366619